



Free Flower Planting Guide





TIPS ON USING THIS GUIDE

I just want to say how happy I am that you found this seed planting guide. Please feel free to print one off for your own personal use. I have one laminated in my germination room to help me out. I hope you find them helpful in your garden growing adventures!

Here are some tips and guidance to help you read the table correctly:

There are 5 columns along the top

Flower/Vegetable/Herb

This is the seed of the plant being referred to.

Seed sowing

This is instructions on when to sow the that particular seed.

BLF= Before last frost

ALF= After last frost

BFF= Before first frost

Your last frost date and first frost date will depend on the growing zone you live in. So find out your growing zone and determine what your average last frost date and first frost date is in your area. You can easily do a google search on your growing zone if you do not know what it is already.

Plant Depth and Spacing

Sow the seed the determined depth. If it says 1/8" deep, that is basically sowing on the surface of the soil and press firmly down. In this situation the seed usually requires some light to germinate so don't cover the seed too much with soil.

Spacing is how far apart you would space the plant once transplanted or how far apart to thin the seedlings if direct seeded in the garden.

Height is how tall the plant will grow. This is included in the flowers charts especially so you can plan where to grow it in relation to other flowers. Especially if it is being planted in a landscaped yard.

Germination Time

How long it usually takes for that seed to germinate, along with tips on what conditions the seed prefers for successful germination. If light is mentioned I suggest to put the seed on a heat matt with light overhead. If there is no mention of light then there is no need to put the seeds directly under light to germinate. The indirect light is enough.

Special Notes

I included whether the plant will need support netting to keep the stems supported from wind and rain, once the plants are in the garden. I also specified if the plant is hardy. If so, hardy annuals can be transplanted out about 2-4 weeks before your last frost but I would also suggest to have protective frost blankets on hand if the whether dips below freezing temperatures. Hardy annuals loves cool whether and can take light frosts. it is also a good idea to grow these hardy annuals in a room that isn't too hot like you would tomatoes. 10-18 degrees celcius is usually ideal.

Take care and happy growing!

Jamie









FREE PRINTABLE

Flower Planting Guide

FLOWER	SEED SOWING	PLANT DEPTH AND SPACING	GERMINATION TIME	SPECIAL NOTES
 <p><i>Ammi</i></p>	SOW INDOORS 6-8 WEEKS BLF AND/OR DIRECT SOW AFTER LAST FROST. SUCCESSIVE SOW EVERY 2 WEEKS	SOW 1/8" DEEP SPACE 12" APART HEIGHT 36-48" TALL	5-10 DAYS HEAT MATT DAY AND OFF AT NIGHT	SUPPORT NETTING
<i>Amaranthus</i>	SOW INDOORS 4-6 WEEKS BLF AND/OR DIRECT SOW AFTER LAST FROST	SOW 1/8" DEEP SPACE 8" APART HEIGHT 3-4FT TALL	5-10 DAYS HEAT MATT	PLANT CLOSE TOGETHER SO FLOWER HEAD STAYS SMALL FOR BOUQUETS PINCH AT 6"
<i>Bachelor Button</i>	SOW INDOORS 4-6 WEEKS BLF OR SOW OUTDOORS	SOW 1/4" DEEP SPACE 6-9" APART HEIGHT 36-40"	7-14 DAYS	HARDY ANNUAL
 <p><i>Black Eyed Susan</i></p>	SOW INDOORS 8-10 WEEKS BLF	SOW 1/8" DEEP SPACE 12" APART HEIGHT 24-28"	5-10 DAYS HEAT MATT AND LIGHT	HARDY ANNUAL
<i>Basil</i>	SOW INDOORS 2-4 WEEKS BLF	SOW 1/4" DEEP SPACE 9" APART HEIGHT 18-24"	5-10 DAYS HEAT MATT	PINCH AT 8-12"

FLOWER	SEED SOWING	PLANT DEPTH AND SPACING	GERMINATION TIME	SPECIAL NOTES
<i>Cosmos</i> 	SUCCESSIVE SOW 8 WEEKS BLF AND AGAIN 6 WEEKS BLF	SOW 1/4" DEEP SPACE 12" APART HEIGHT 36-42"	5-10 DAYS HEAT MATT	CUT AND COME AGAIN PINCH AT 12"
<i>Marigold</i> 	SOW INDOORS 6-8 WEEKS BLF	SOW 1/4" DEEP SPACE 9" APART HEIGHT 36" TALL	5-7 DAYS HEAT MATT	PINCH AT 6-8"
<i>Nigella</i>	SOW OUTDOORS IN EARLY SPRING	SOW 1/8" DEEP SPACE 6" APART HEIGHT 30" TALL	7-14 DAYS	USE FLOWER OR WAIT FOR SEED POD TO USE FRESH OR DRIED
<i>Pincushions</i> 	SOW INDOORS 4-6 WEEKS BLF	SOW 1/4" DEEP SPACE 9" APART HEIGHT 36-40"	7-15 DAYS HEAT MATT	SUPPORT NETTING
<i>Snapdragon</i>	SOW INDOORS 10-12 WEEKS BLF	SOW 1/8" DEEP SPACE 9" APART HEIGHT 24"	7-15 DAYS LIGHT NO HEAT	HARDY ANNUAL MOVE TO COOLER TEMP 10-13 C ONCE AT 3 TRUE LEAVES COOL FLOWER PINCH AT 5 SET TRUE LEAVE BACK TO 3
<i>Strawflower</i> 	SOW INDOORS 8 WEEKS BLF AND AGAIN AT 6 WEEKS	SOW 1/8" DEEP SPACE 9" APART HEIGHT 36-42"	7-14 DAYS LIGHT ONLY	HARDY ANNUAL
<i>Zinnia</i>	SOW INDOORS 4-6 WEEKS BLF	SOW 1/4" DEEP SPACE 9" APART HEIGHT 24-36"	5-10 DAYS HEAT MATT	PINCH AT 8-12"



THANK
YOU
SO MUCH

FOR A COMPLETE GROWING GUIDE WHICH INCLUDES GROWING
INFORMATION FOR OVER 60 FLOWERS, 25 VEGGIES AND 20 HERBS
ALONG WITH A SOWING SCHEDULE CHEAT SHEET AND A PLANT
PROFILE PAGE TO PRINT GO TO OUR DIGITAL DOWNLOAD SHOP AND
GET THE COMPLETE PLANTING GUIDE